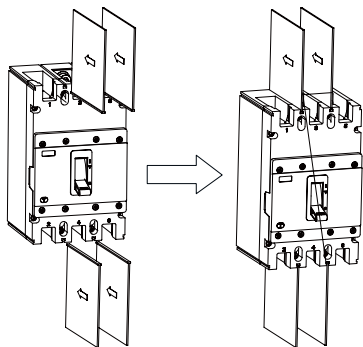


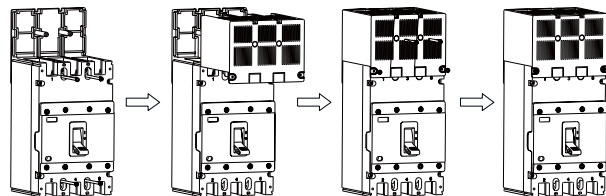
## 6 Accessory information

Installation of the phase interval arc plate



1. The shield must be installed before the product operates.
2. Verify that the product wiring is correct.
3. The insulation resistance to ground should be no less than 10 megaohms (MΩ) after installation.

Installation of partitions and shields



## 7 Warranty

Under normal storage and transportation conditions, and provided the packaged products are in good condition, the warranty period is 36 months from the date of product manufacture. The warranty does not cover the following:

1. Damage caused by improper use, storage, and maintenance.
2. Damage caused by non-authorized personnel or organizations, including independent disassembly and maintenance.
3. Products that exceed the warranty period.
4. Damage due to force majeure factors.

## 8 Environmental protection

To safeguard the environment, when discarding the product or its components, please ensure proper disposal as industrial waste. Alternatively, submit them to a recycling facility for classification and recycling in accordance with applicable international regulations.

## Safety tips

1. Installation of the product is strictly prohibited in environments with flammable and explosive gases or wet conditions. Operating the product with wet hands is also prohibited.
2. It is strictly forbidden to touch the conductive parts of the product while it is in operation.
3. Ensure the power is turned off during installation, maintenance, and servicing of the product.
4. Avoid installing the product in areas where the gaseous medium can corrode metal and damage insulation.
5. To prevent accidents, installation and securing of the product must be done strictly following the provided instructions.



## WENZHOU SOLARC NEW ENERGY CO.,LTD.

Add: Wenzhou Bridge Industrial Zone, North Beibaixiang, Yueqing, Zhejiang  
325603, P.R. China

E-mail: solarc@solarc-electric.com

Website: www.solarc-electric.com



## QC PASS

Model: SCM3HU

Name: Molded Case Circuit Breaker

This product has been inspected and is found to be compliant with the standard IEC/EN 60947-2, and is approved for shipment.

Inspector: Check 14

Date: See product or packaging

WENZHOU SOLARC NEW ENERGY CO.,LTD



SOLARC NEW ENERGY

## SCM3HU Molded Case Circuit Breaker

## User Instruction

Thank you for purchasing this product. Before installing, using, or maintaining the product, please read the instruction manual carefully.



## Safety Warning

1.The product shall not be installed in environments that contain flammable or explosive gases, are damp or humid, or are subject to severe dust conditions. Operation of the product with wet hands is strictly prohibited.

2.Do not touch any conductive parts of the product during its operation.

3.Ensure that the power supply is disconnected when installing, maintaining, or repairing the product.

4.Avoid installing the product in locations where corrosive gases or substances may damage the metal components and insulation.

5. To prevent accidents, the installation and securing of the product must be performed in strict accordance with the provided instructions.

6.Direct contact methods are prohibited for testing the operational characteristics of the circuit breaker.

7. The circuit breaker has undergone insulation characteristic tests prior to factory dispatch. If retesting is necessary before installation, proceed as follows:

a. Utilize a 500VDC megohmmeter;

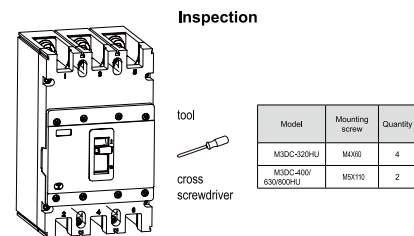
b. With the circuit breaker in the off position, conduct insulation resistance tests between terminals 1-2, 3-4, 5-6, and between terminals 1, 3, 5, and N (if applicable) to the casing (with the casing grounded to the metal enclosure) individually;

c.The insulation resistance must not be less than 20MΩ;  
In the absence of a 500VDC megohmmeter, an AC withstand voltage tester may be employed as an alternative. Perform the test in accordance with the insulation testing protocol, applying a voltage of 2000V for a duration of 5 seconds.

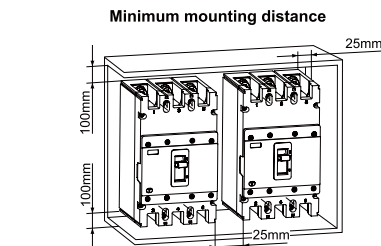
## 1 Information for use

- 1.The normal operating temperature range for the product is -5°C to +40°C. Note: If used within the range of -35°C to +70°C, please consult with the manufacturer for usage.
- 2.If the altitude exceeds 2000 meters, please consult with the manufacturer for usage.
- 3.Pollution level: Class 3.
- 4.Main circuit installation category: III.
- 5.Enclosure protection level: Ip20.

## 2 Inspection and test

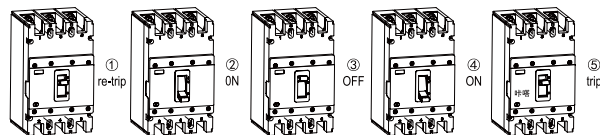


1. Determine the technical specifications of the product.
2. Only professionally qualified personnel are authorized to install, operate, and maintain the products.



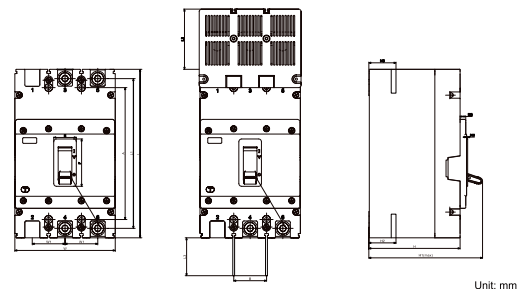
Ensure the minimum installation distance

## Test



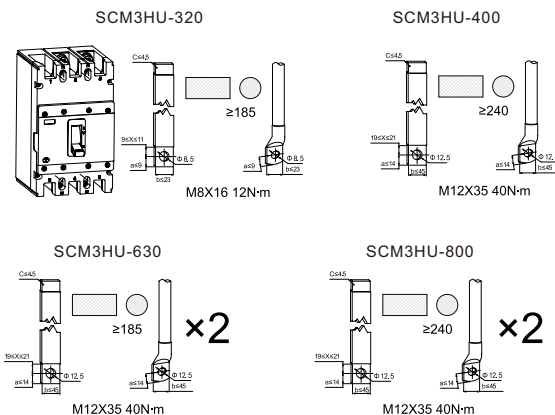
## 3 Outline and mounting dimension

SCM3HU Outline and mounting dimension



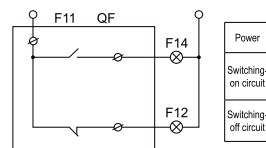
OUTLINE DIMENSION		180	250
L		180	250
L1		160	218
L2/L3		64,5/90,5	65,100
W		107	152
W1		35	58
E		24	56
F		50,5	76
H		97,5	123
H1		126	163
H2		29,5	60
H3		29,5	60
H4		1	1,5
H5		6	6,5
A		141	200
B		35	58
Ød		4,2	6,5

## 4 Mounting and wiring



## 5 Accessory information

Auxiliary contact wiring diagram



Shunt release wiring diagram

